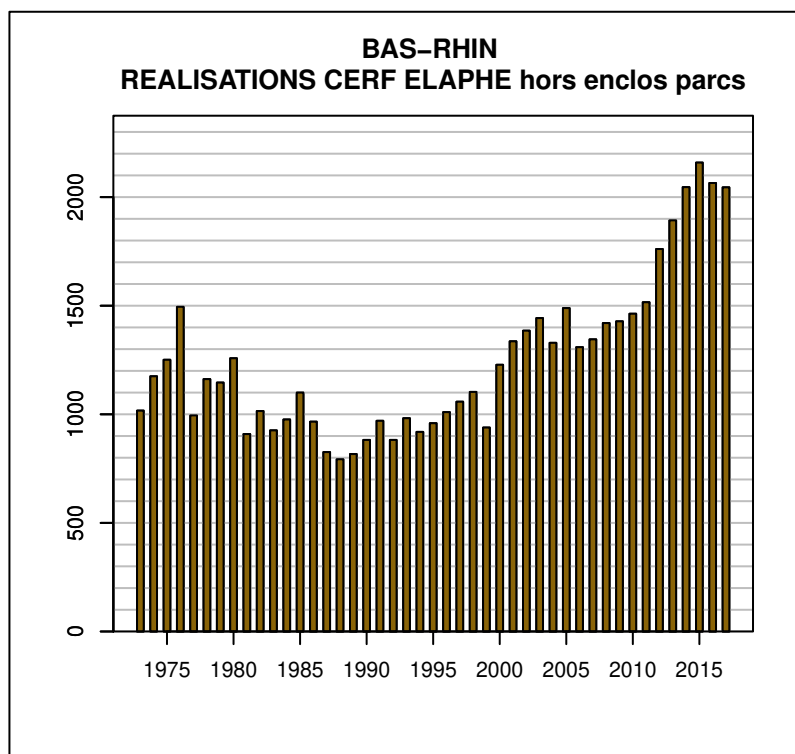


TABLEAU DE CHASSE CERF ELAPHE BAS-RHIN

| Année | Attrib. | Réal. |
|-------|---------|-------|
| 1973 | 0 | 1017 |
| 1974 | 1427 | 1175 |
| 1975 | 1540 | 1251 |
| 1976 | 1959 | 1495 |
| 1977 | 1861 | 995 |
| 1978 | 1855 | 1162 |
| 1979 | 1917 | 1146 |
| 1980 | 2032 | 1258 |
| 1981 | 2076 | 909 |
| 1982 | 2099 | 1015 |
| 1983 | 1807 | 926 |
| 1984 | 1890 | 976 |
| 1985 | 2320 | 1100 |
| 1986 | 2052 | 966 |
| 1987 | 1779 | 826 |
| 1988 | 1312 | 793 |
| 1989 | 1289 | 817 |
| 1990 | 1832 | 882 |
| 1991 | 1779 | 970 |
| 1992 | 1398 | 882 |
| 1993 | 1969 | 982 |
| 1994 | 2078 | 919 |
| 1995 | 2039 | 959 |
| 1996 | 2126 | 1010 |
| 1997 | 2212 | 1058 |
| 1998 | 2133 | 1103 |
| 1999 | 2131 | 939 |
| 2000 | 2526 | 1228 |
| 2001 | 2681 | 1336 |
| 2002 | 2619 | 1385 |
| 2003 | 2738 | 1443 |
| 2004 | 2960 | 1329 |
| 2005 | 3098 | 1489 |
| 2006 | 3231 | 1309 |
| 2007 | 2825 | 1345 |
| 2008 | 2872 | 1420 |
| 2009 | 3028 | 1428 |
| 2010 | 2594 | 1463 |
| 2011 | 3371 | 1516 |
| 2012 | 3328 | 1761 |
| 2013 | 3905 | 1893 |
| 2014 | 4509 | 2046 |
| 2015 | 5288 | 2159 |
| 2016 | 5409 | 2065 |
| 2017 | 5121 | 2045 |

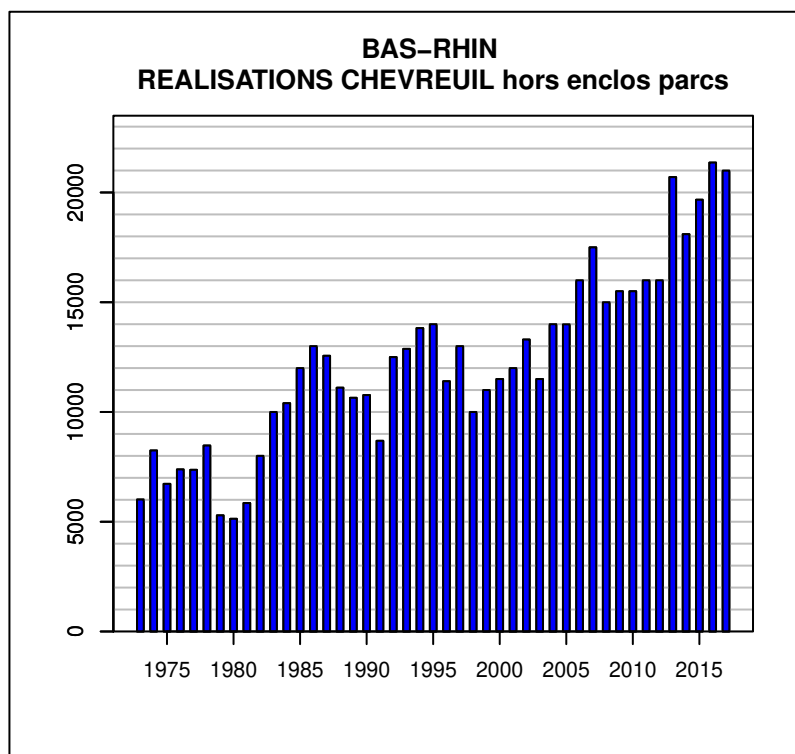


Données issues du Réseau "Ongulés Sauvages ONCFS/FNC/FDC"



TABLEAU DE CHASSE CHEVREUIL BAS-RHIN

| Année | Attrib. | Réal. |
|-------|---------|-------|
| 1973 | 0 | 6013 |
| 1974 | 8935 | 8245 |
| 1975 | 8737 | 6725 |
| 1976 | 9599 | 7382 |
| 1977 | 9574 | 7364 |
| 1978 | 10598 | 8470 |
| 1979 | 9821 | 5290 |
| 1980 | 9333 | 5133 |
| 1981 | 9233 | 5850 |
| 1982 | 10187 | 8000 |
| 1983 | 10952 | 10000 |
| 1984 | 11682 | 10400 |
| 1985 | 13167 | 12000 |
| 1986 | 13846 | 13000 |
| 1987 | 13807 | 12560 |
| 1988 | 13211 | 11106 |
| 1989 | 13307 | 10646 |
| 1990 | 13460 | 10769 |
| 1991 | 13573 | 8687 |
| 1992 | 14319 | 12500 |
| 1993 | 14840 | 12874 |
| 1994 | 15885 | 13820 |
| 1995 | 15984 | 14000 |
| 1996 | 14709 | 11400 |
| 1997 | 14695 | 13000 |
| 1998 | 15153 | 10000 |
| 1999 | 15759 | 11000 |
| 2000 | 15776 | 11500 |
| 2001 | 16677 | 12000 |
| 2002 | 17048 | 13300 |
| 2003 | 18078 | 11500 |
| 2004 | 18729 | 14000 |
| 2005 | 19436 | 13994 |
| 2006 | 21490 | 16000 |
| 2007 | 23233 | 17500 |
| 2008 | 23148 | 15000 |
| 2009 | 23312 | 15500 |
| 2010 | 23532 | 15500 |
| 2011 | 23187 | 16000 |
| 2012 | 0 | 16000 |
| 2013 | 24046 | 20700 |
| 2014 | 24486 | 18100 |
| 2015 | 24588 | 19670 |
| 2016 | 24093 | 21362 |
| 2017 | 24214 | 20995 |

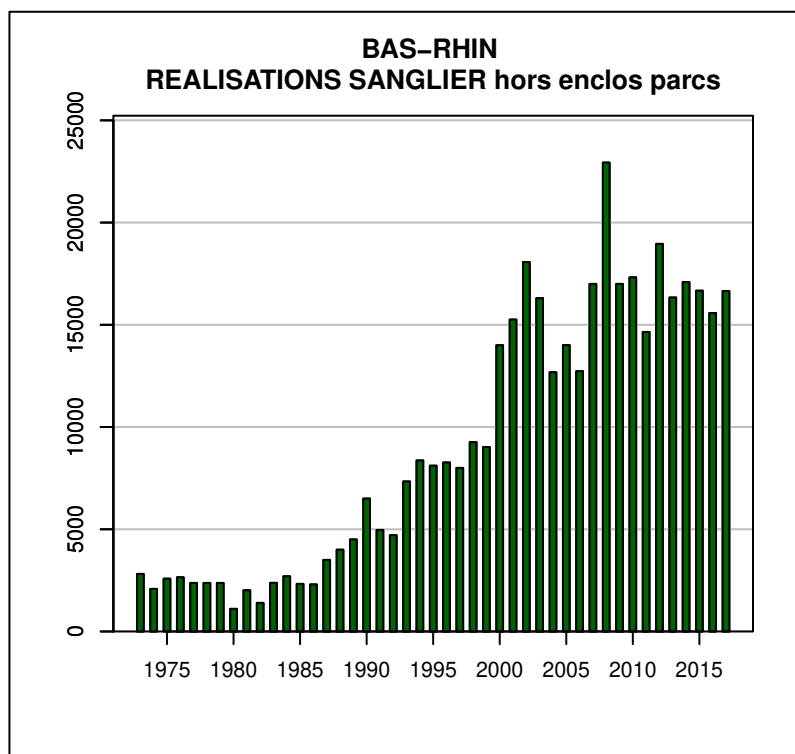


Données issues du Réseau "Ongulés Sauvages ONCFS/FNC/FDC"



TABLEAU DE CHASSE SANGLIER BAS-RHIN

| Année | Attrib. | Réal. |
|-------|---------|-------|
| 1973 | 0 | 2816 |
| 1974 | 0 | 2082 |
| 1975 | 0 | 2582 |
| 1976 | 0 | 2650 |
| 1977 | 0 | 2375 |
| 1978 | 0 | 2375 |
| 1979 | 0 | 2375 |
| 1980 | 0 | 1107 |
| 1981 | 0 | 2017 |
| 1982 | 0 | 1398 |
| 1983 | 0 | 2379 |
| 1984 | 0 | 2700 |
| 1985 | 0 | 2328 |
| 1986 | 0 | 2300 |
| 1987 | 0 | 3500 |
| 1988 | 0 | 4000 |
| 1989 | 0 | 4500 |
| 1990 | 0 | 6500 |
| 1991 | 0 | 4967 |
| 1992 | 0 | 4706 |
| 1993 | 0 | 7338 |
| 1994 | 0 | 8366 |
| 1995 | 0 | 8108 |
| 1996 | 0 | 8265 |
| 1997 | 0 | 8000 |
| 1998 | 0 | 9259 |
| 1999 | 0 | 9019 |
| 2000 | 0 | 14000 |
| 2001 | 0 | 15255 |
| 2002 | 0 | 18069 |
| 2003 | 0 | 16300 |
| 2004 | 0 | 12677 |
| 2005 | 0 | 14005 |
| 2006 | 0 | 12732 |
| 2007 | 0 | 17000 |
| 2008 | 0 | 22934 |
| 2009 | 0 | 17000 |
| 2010 | 0 | 17320 |
| 2011 | 0 | 14650 |
| 2012 | 0 | 18958 |
| 2013 | 0 | 16335 |
| 2014 | 0 | 17090 |
| 2015 | 0 | 16668 |
| 2016 | 0 | 15574 |
| 2017 | 0 | 16650 |

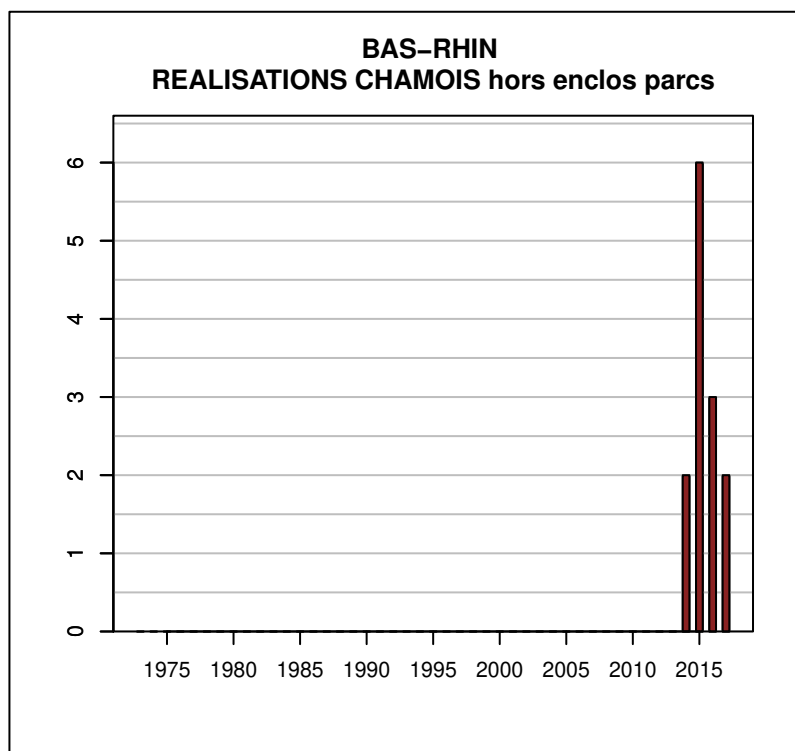


Données issues du Réseau "Ongulés Sauvages ONCFS/FNC/FDC"



TABLEAU DE CHASSE CHAMOIS BAS-RHIN

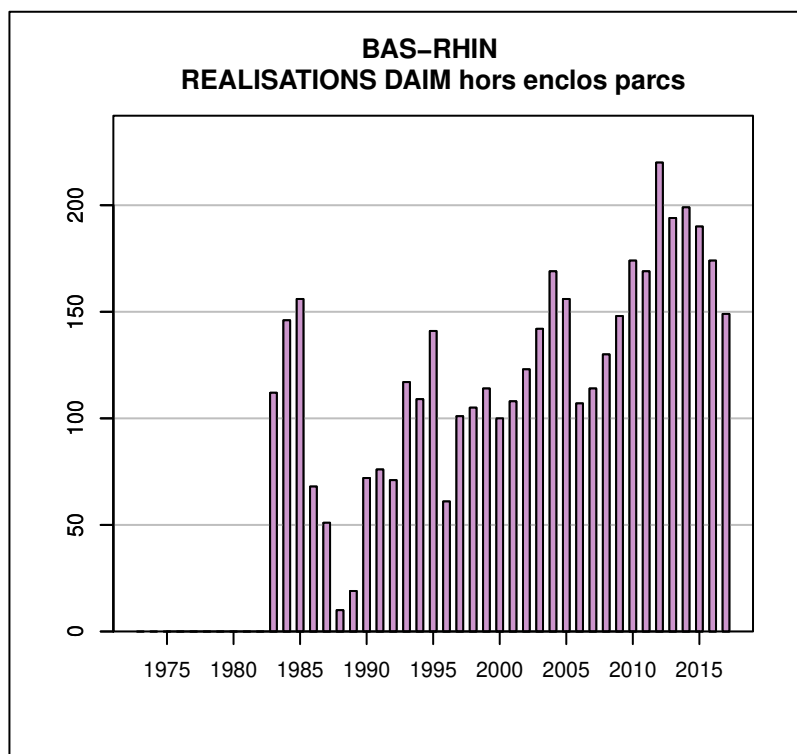
| Année | Attrib. | Réal. |
|-------|---------|-------|
| 2014 | 15 | 2 |
| 2015 | 30 | 6 |
| 2016 | 13 | 3 |
| 2017 | 24 | 2 |



Données issues du Réseau "Ongulés Sauvages ONCFS/FNC/FDC"

TABLEAU DE CHASSE DAIM BAS-RHIN

| Année | Attrib. | Réal. |
|-------|---------|-------|
| 1983 | 238 | 112 |
| 1984 | 267 | 146 |
| 1985 | 445 | 156 |
| 1986 | 299 | 68 |
| 1987 | 214 | 51 |
| 1988 | 11 | 10 |
| 1989 | 38 | 19 |
| 1990 | 141 | 72 |
| 1991 | 172 | 76 |
| 1992 | 150 | 71 |
| 1993 | 237 | 117 |
| 1994 | 260 | 109 |
| 1995 | 273 | 141 |
| 1996 | 137 | 61 |
| 1997 | 236 | 101 |
| 1998 | 194 | 105 |
| 1999 | 217 | 114 |
| 2000 | 198 | 100 |
| 2001 | 197 | 108 |
| 2002 | 198 | 123 |
| 2003 | 278 | 142 |
| 2004 | 433 | 169 |
| 2005 | 292 | 156 |
| 2006 | 243 | 107 |
| 2007 | 189 | 114 |
| 2008 | 192 | 130 |
| 2009 | 248 | 148 |
| 2010 | 313 | 174 |
| 2011 | 357 | 169 |
| 2012 | 357 | 220 |
| 2013 | 359 | 194 |
| 2014 | 361 | 199 |
| 2015 | 392 | 190 |
| 2016 | 366 | 174 |
| 2017 | 330 | 149 |

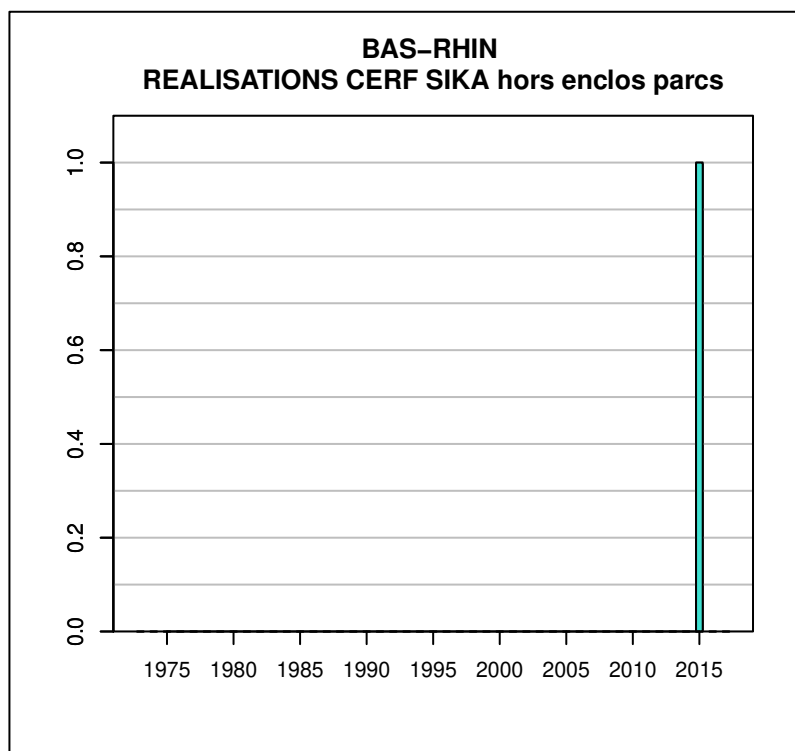


Données issues du Réseau "Ongulés Sauvages ONCFS/FNC/FDC"



TABLEAU DE CHASSE CERF SIKA BAS-RHIN

| Année | Attrib. | Réal. |
|-------|---------|-------|
| 2015 | 0 | 1 |



Données issues du Réseau "Ongulés Sauvages ONCFS/FNC/FDC"